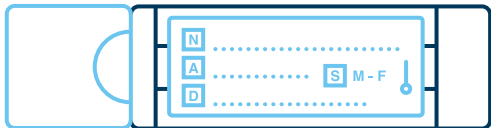


# FAST FACTS

## FIT for Administrators

### BARRIERS

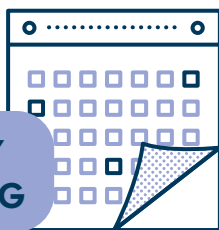
Be aware that patients may struggle to label the sample: pre-label if possible. Some patients may worry about which bag to use or how to attach forms. Others may feel embarrassed.



### CORRECT CONTAINER

Approximately 5-10% of Faecal Immunochemical Tests (FIT) are rejected due to incorrect containers, labelling, or overfilling.

### SAFETY NETTING



Consider searching for and contacting patients who haven't returned their tests. Remind patients that they should always make another appointment if their symptoms don't settle.

1

2

3

4

5



### Recommended Course

## Faecal Immunochemical Test

Get Started

### Course Summary


 1 CPD

 FREE

 1 Hr

### SAMPLES

Patients may worry about the practicalities of collecting a sample or find it difficult. Take time to talk them through what to do.



### Remember



There are a variety of resources in different formats and languages to support.

### FIT RESULTS

Explain to patients how and when they will get their results and what to do next. Remember, screening FIT uses different levels from symptomatic FIT. A patient with symptoms should not be reassured by a recent screening test and needs further assessment.

