

A decorative graphic on the left side of the slide, composed of several overlapping colored shapes: a teal rectangle at the top left, a blue rectangle below it, a purple rectangle at the bottom left, and a large pink shape on the right that has a semi-circular edge on its right side and overlaps the other shapes.

Transformation Partners

in Health and Care

Evaluation - Cancer Waits and Best Practice Timed Pathways Training

Andy McMeeking, Sarah Cooper, Jason Petit

**Transforming Cancer Services Team for
London**



April 2023

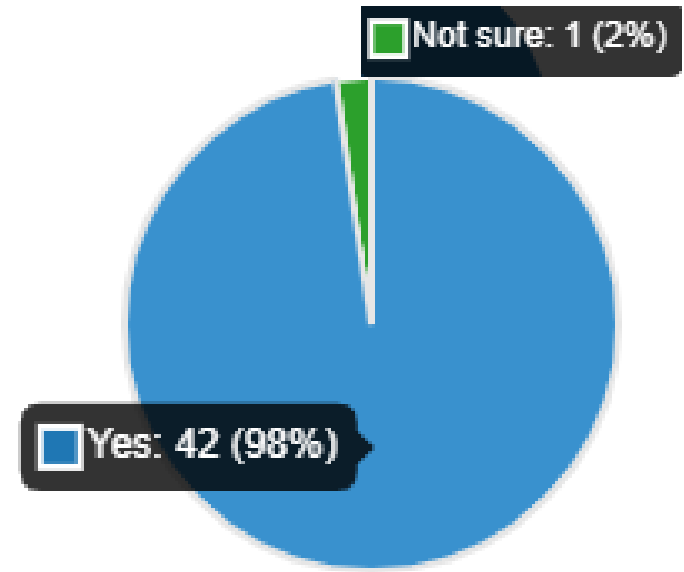
Training Value

1. Do you feel the overall training session was helpful as part of your role?

[More Details](#)

 Insights

 Yes	42
 No	0
 Not sure	1






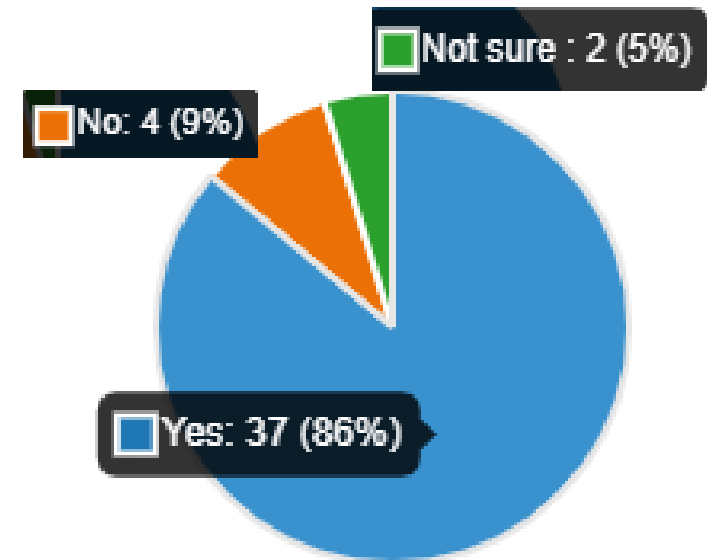
Training Delivery

2. Do you feel the duration of the training session was an appropriate length of time?

[More Details](#)

 Insights

 Yes	37
 No	4
 Not sure	2

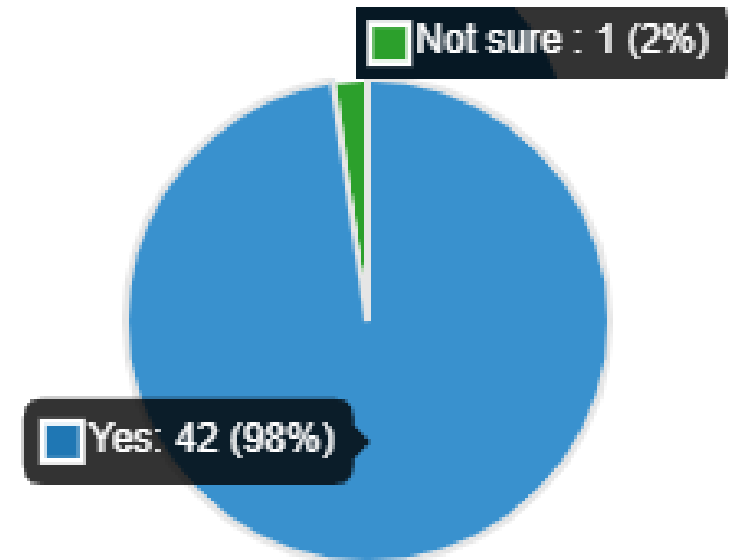


Training Delivery

3. Do you feel the delivery of the training was clear and well presented?

[More Details](#)

● Yes	42
● No	0
● Not sure	1



Training – Improvements and Other Comments

4. Do you feel the training session could be improved and do you have any other comments?

Responses

The training session was very informative

I felt that the session was interactive and provides good examples to allow individuals to recognise and learn the critical information for tracking patient pathways.

I think it is good as it has quiz along the way

Only comment is that bit re national PTL submission was a bit confusing for MDT co-ordinators. They would not usually be involved in the validation of the PTL & submission to national team - and caused some confusion around taking patients off the PTL in the case of when treated for Skin etc, and when IPTs have been done. When the patients would always stay on the local PTL in those cases - just not for national submission

It was just perfect

As a new person to the Cancer team, it can be a little fast paced sometimes but I have the slides to reflect back on but it would be really helpful to have a specific training session on each tumour site so individuals in those areas could attend specific course

BREAKS IN BETWEEN

Training – Improvements and Other Comments

4. Do you feel the training session could be improved and do you have any other comments?

Responses
Give the presentation handout before the presentation
more details of specific tumour types eg Breast
Decrease time
more details of specific tumour types e.g. Breast
Decrease time
more in depth longer session would be helpful
to rushed
It was well presented and very informative.
Held my attention, very informative and engaging.
limit the questions section to the end of the training session
I wasn't sure whether we have discussed or not for Patients who have admitted The A/E and the Wards before attend for OPA as 2ww GP Referrals

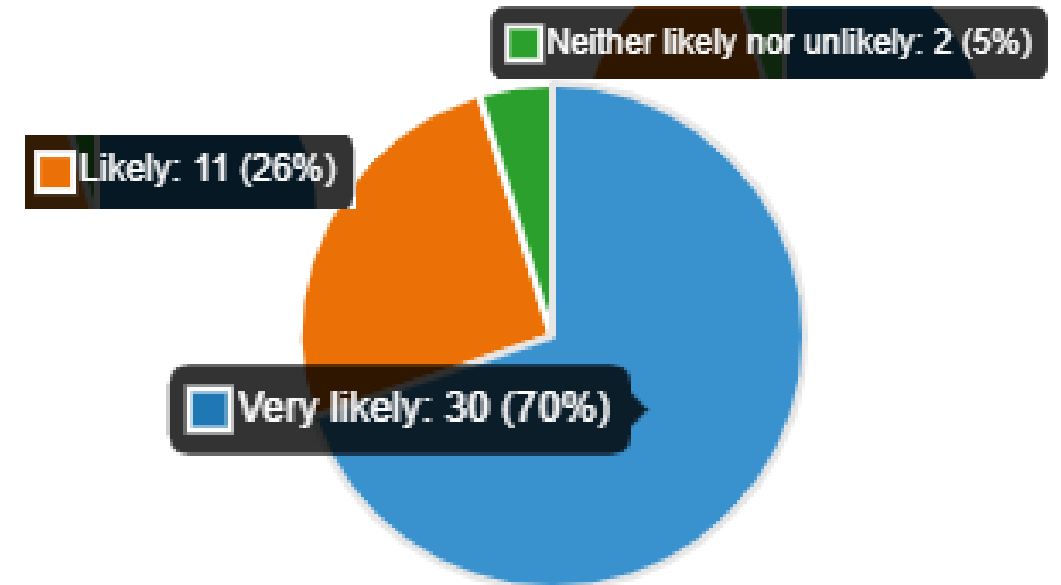
Training Recommendations

5. How likely are you to recommend this training session to a friend or colleague?

[More Details](#)

Insights

Very likely	30
Likely	11
Neither likely nor unlikely	2
Unlikely	0
Very unlikely	0

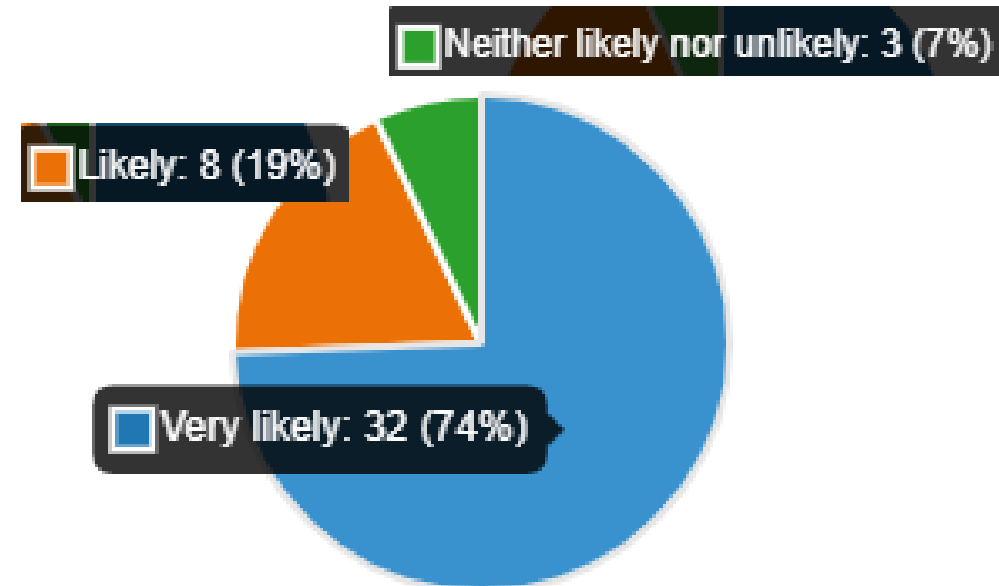


Training – Future Sessions

6. How likely are you to attend another one of our training sessions in the future?

More Details

Very likely	32
Likely	8
Neither likely nor unlikely	3
Unlikely	0
Very unlikely	0



Training Summary

Out of 43 responses

- 98% of attendees agreed the training session was helpful to their role
- 86% of attendees felt the duration of the training session was an appropriate length of time
- 98% of attendees felt the training was clear and well presented
- 96% of attendees are very likely or likely to recommend this training to a friend or colleague
- 93% of attendees are very likely or likely to join one of our training sessions in the future