



**Healthy London
Partnership**



North West London
Whole Systems Integrated Care

North West London CYP asthma meeting

Supported by and delivering for:



Public Health
England



SUPPORTED BY
MAYOR OF LONDON

London's NHS organisations include all of London's CCGs, NHS England and Health Education England

05

Hillingdon Asthma Team Update

Stephen Goldring, Consultant Paediatrician
Alison Summerfield, Nurse Consultant,
Hillingdon Hospital NHS Trust

Development of service

- Two Paediatric Respiratory CNS appointed July 2017
- Four primary care clinics across the borough
- Integrated service with Asthma Care Pathway
- Focus on quality as defined by
 - *Community based outpatients*
 - *Surveillance of acute activity*
 - *Asthma friendly schools initiative*
 - *Impact on activity*
 - *NWL Respiratory nurse group*



Community clinics established

Location	2012/13	2013/14	2014/15	2015/16	2016/17	2017/18
Hospital	570	558	567	343	291	134
Community	0	0	0	162	294	654
% seen in community	0	0	0	32	50	83

Surveillance of acute activity

Primary aims

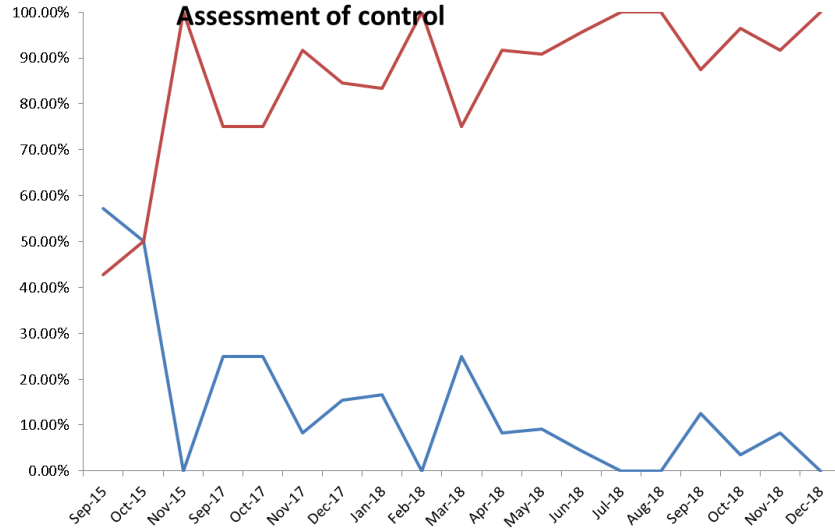
- Prevent asthma deaths
- Reduce re-admissions
- Appropriate review of all patients
- Tracking quality improvement

Active surveillance

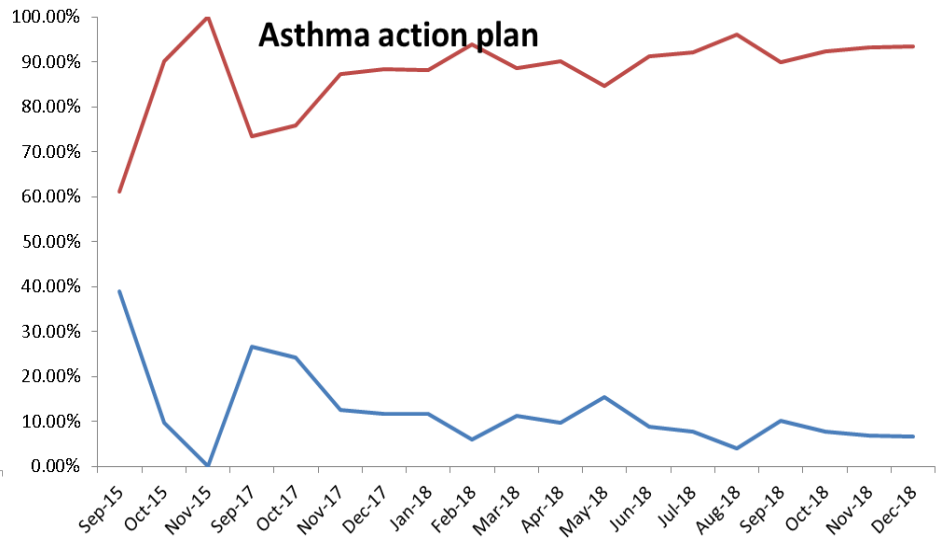
Date	Ward_PA U	Patient Name	DOB	Age	Age category	Out of working hours? M- F(17:00-09:00) S&S	Total previous attendances in last 12 months
29/03/2018	PAU	X	17/09/2012	5.53151	School	N	1
28/03/2018	PAU	X	01/08/2013	4.65753	School	Y	0
27/03/2018	PPN	X	19/04/2009	8.94247	School	N	0
25/03/2018	PAU	X	20/08/2016	1.59452	Preschool	N	1
24/03/2018	PPN	X	17/09/2009	8.52055	School	Y	0
24/03/2018	PAU	X	17/09/2012	5.51781	School	Y	0
24/03/2018	PPN	X	23/08/2014	3.5863	Preschool	N	0
21/03/2018	PAU	X	25/07/2016	1.65479	Preschool	N	2
21/03/2018	PPN	X	11/11/2016	1.35616	Preschool	N	2
21/03/2018	PPN	X	03/01/2015	3.2137	Preschool	N	0
21/03/2018	PPN	X	08/03/2017	1.03562	Preschool	N	0
20/03/2018	PPN	X	07/04/2016	1.95068	Preschool	N	1
20/03/2018	PPN	X	16/02/2016	2.09041	Preschool	N	1
20/03/2018	PPN	X	23/09/2010	7.49315	School	N	0
19/03/2018	PAU	X	13/01/2017	1.17808	Preschool	Y	0

Dashboard

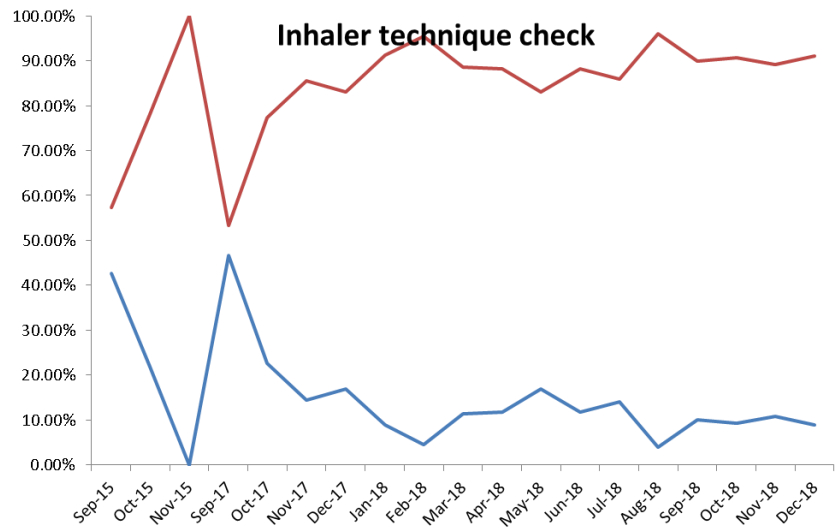
Assessment of control



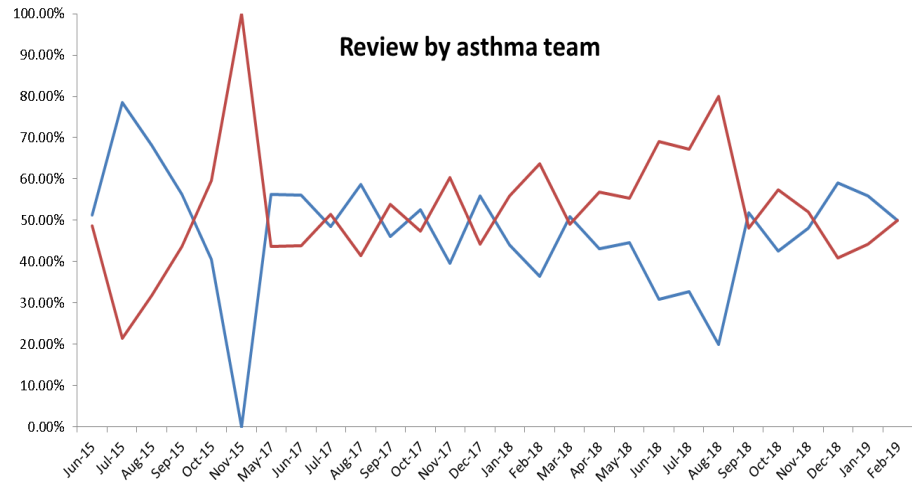
Asthma action plan



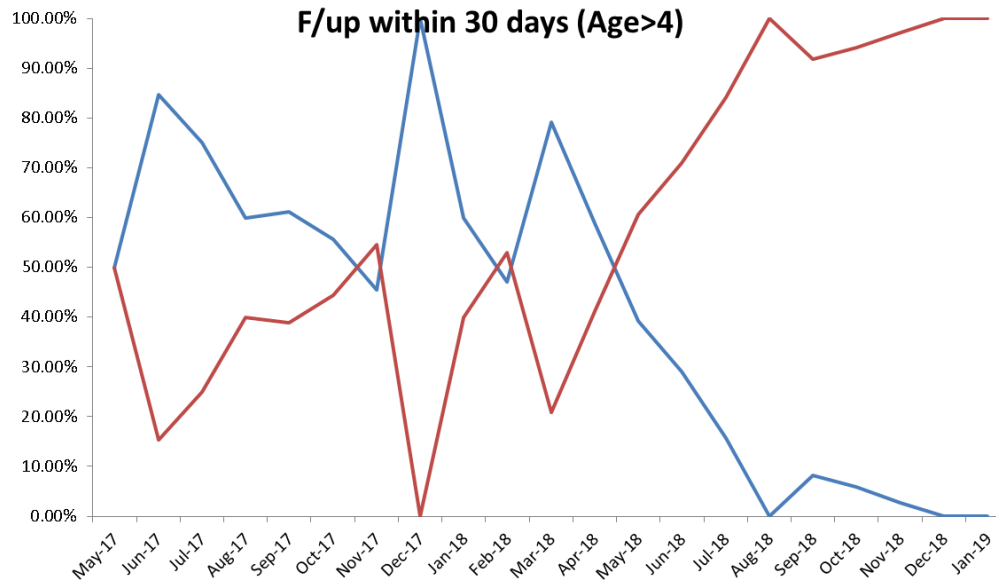
Inhaler technique check



Review by asthma team



Reducing readmissions



Asthma Friendly Schools

111 schools in Hillingdon

Streamlined pathway for **direct referral** to the service

Children using their reliever inhaler or having school absence as a result of asthma can be referred **directly** to the service

Welfare officer and School Asthma Link Nurse – key to the pathway

Training



Biannual training days
September/ January
104 school welfare/school
nurses trained

"I look forward to implementing changes to our current systems to bring them in line with the Asthma friendly schools plan. "

"It has highlighted areas where I need to improve our policy and the way we support children with Asthma & Allergies and their families"

"Firstly a HUGE thanks to your team for yesterday . The feedback has been exceptional!"

Monthly asthma record

Welfare officers record salbutamol use and absences due to asthma

Monthly record returned to asthma team. Child's initials and DOB only

Asthma CNS inputs data onto spreadsheet

- Using salbutamol on 4 days or more in one month
- 3 or more days absence in one month
- Absence from school more than one month in any three month period

Email dialogue with school nurse/ school asthma lead

School nurse arranges a review +/- referral to GP or Children's Asthma Service

Asthma absences at school

	Number of children with absences reported by school											
Month-Year	0	1	2	3	4	5	6	7	8	9	10	Grand Total
Sep-17	2	21	11	3	2							39
Oct-17	14	14	5	3	1	1	2					40
Nov-17	10	8	10	4		4	2	1			1	40
Dec-17	16	10	5	6	1		1					39
Jan-18	13	14	8	7	1	3	2					48
Feb-18	26	12	5	7		3						53
Mar-18	14	19	9	5	1	2		3				53
Apr-18	25	13	5		1							44
May-18	25	21	3	3	2	1						55
Jun-18	34	10	8	5	1							58
Jul-18	13	14	4	2	2							35
Sep-18	45	22	10	5	2	2	1					87
Oct-18	40	18	11	4	4	2	1	1				81
Nov-18	34	22	8	8	3	2	1			1		79
Dec-18	37	21	10	5	1	1			1			76
Jan-19	22	16	4	6	2	2						52

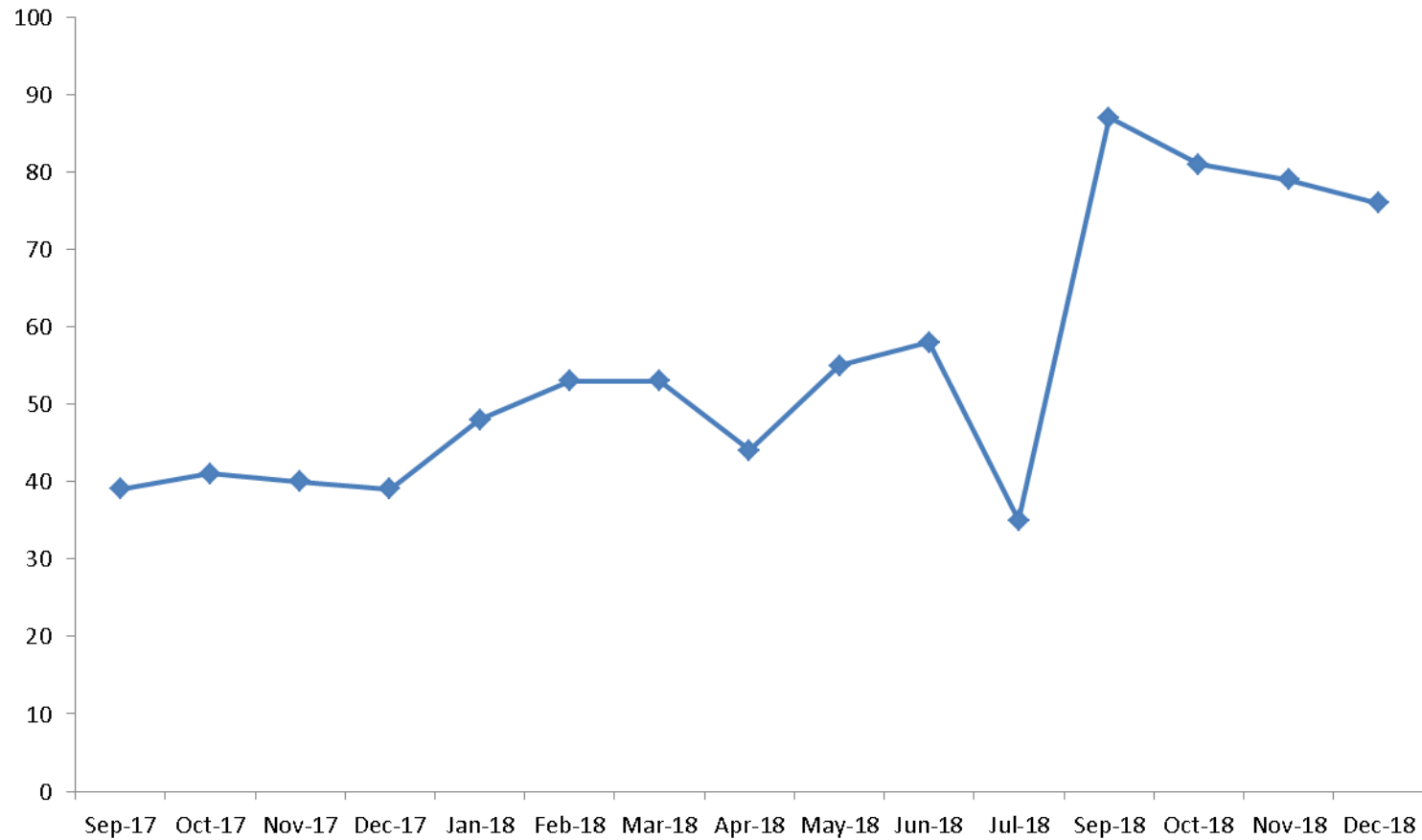
Inhaler use at school

	Number of children flagged as using inhaler 4 or more times per month						
Month-Year	1	2	3	4	5	6	Grand Total
Sep-17	9	4	2	1			37
Oct-17	9	3	1				40
Nov-17	11	6		1	1	2	39
Dec-17	11	3	2				38
Jan-18	11	5	2	1			47
Feb-18	14	4	2				52
Mar-18	15	4	3	1			53
Apr-18	4	2					45
May-18	17	1	1				55
Jun-18	17	8	1				58
Jul-18	7	1	2				35
Sep-18	14	7	2	1			86
Oct-18	12	5	2	2			81
Nov-18	14	10	3	1	1	1	79
Dec-18	19	6	2				76
Jan-19	17	6	1	1			52
Grand Total	201	75	26	9	2	3	873

Dialogue with welfare officers

Month	Absences	Inhaler use	Comment
Sep-17	AS-11, RG-2	YK-4	YK- Booked for clinic 30/11/17 - DNA 08/17 AS - emailed SN -absence not asthma related
Oct-17	YK-1	YK-7	YK THH resp team aware
Nov-17	YK-1	YK-10	YK THH resp team aware-had town resp appointment
Dec-17	YK-2. RG-1. RD-1	YK-10, RG-5	School have concerns- RG dna townresp-referred by sch nurse
Jan-18	MK-4		MK-hospital admission LRTI+wheeze
Feb-18			
Mar-18	RG-6. AJ-1, AS-2	AJ-4	RG-awaiting townresp-April AJ-school nurse informed-reviewed no concerns at present .
Apr-18	RG-1, AA-1	RG-4	Emailed School nurse. RG-known to townresp - coming for exercise challenge
May-18	MM-1		
Jun-18		RG-4	Emailed TY 03/07/18. 20/07/18- RG reports to not take clenil, father reports has it daily
Jul-18	RG-5, DP-1	RG-4	Emailed TY-18/07/18-20/07/18- RG reports to not take clenil father reports has it daily, school nurse contacted family
Sep-18			N/A
Oct-18	JJ-4.5		DP-referred to team
Nov-18	JJ-0.5, AB-1, DP-3		DPdue Clinic 14/12/18. awaiting info-JJ
Dec-18	SS-1. MM-2. RG-1.5	SS-4, MM-5	RG-needing during singing but not flagging.
Jan-19	RG-1. AZ-1. MM-3	RG-12	Form rec'd 31/01/19. Emailed SAN 01/02/19

Submission of monthly forms (%)



Asthma Friendly Schools

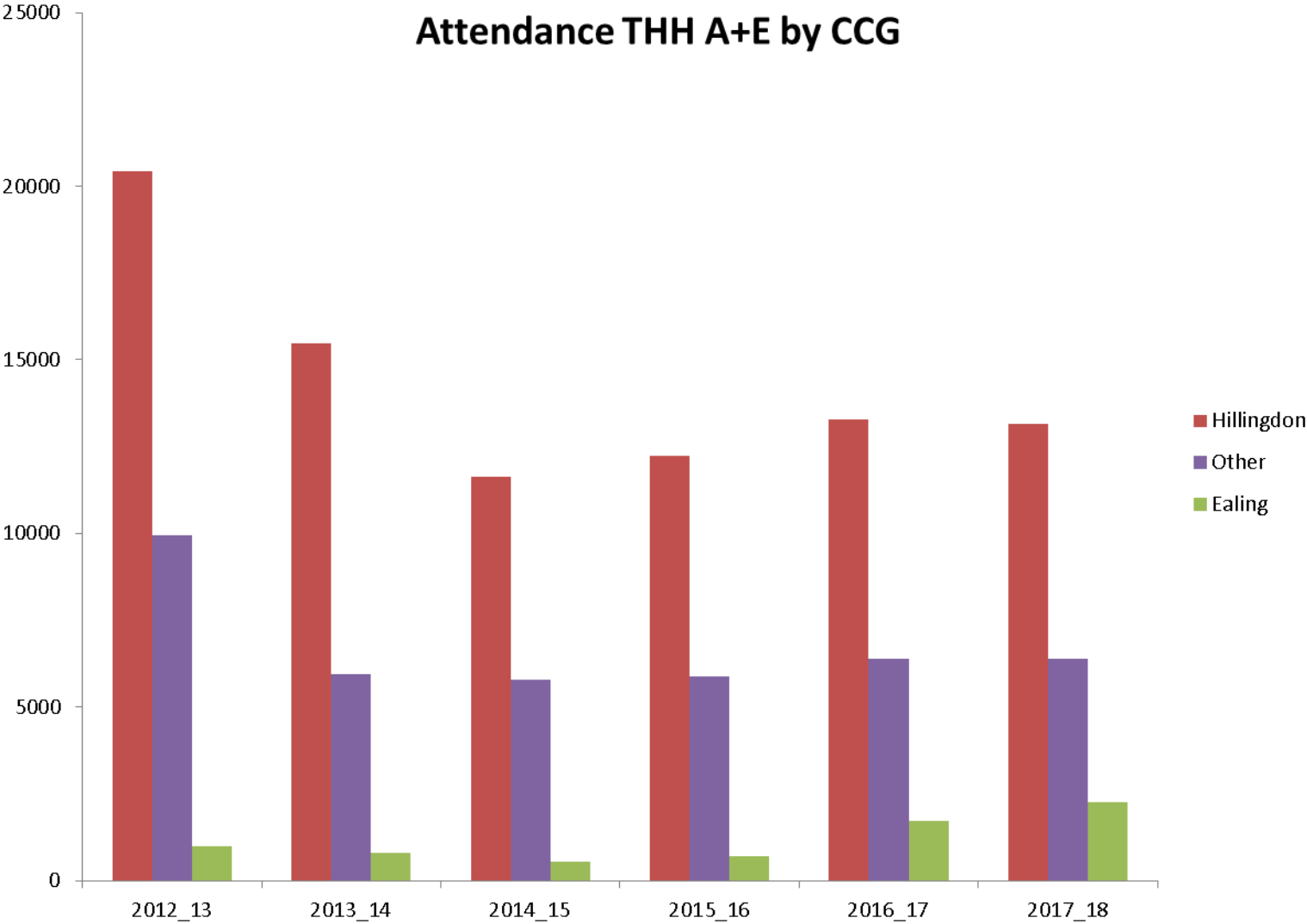
270 children “flagged” as cause for concern

38 children identified with sub optimally controlled Asthma
& referred to the CNS Community Clinics by School Nurse via the
Integrated Pathway

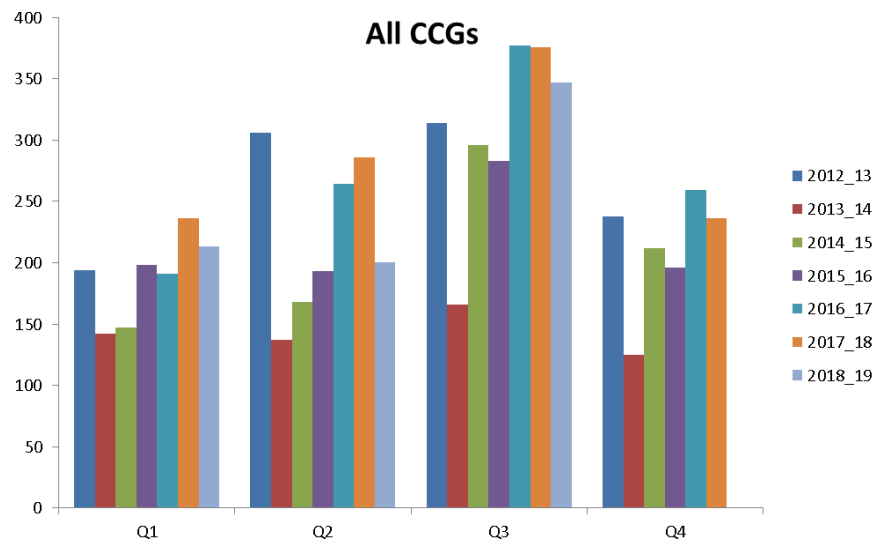
School Asthma Link Nurse – key to the pathway

Impact on A+E presentations?

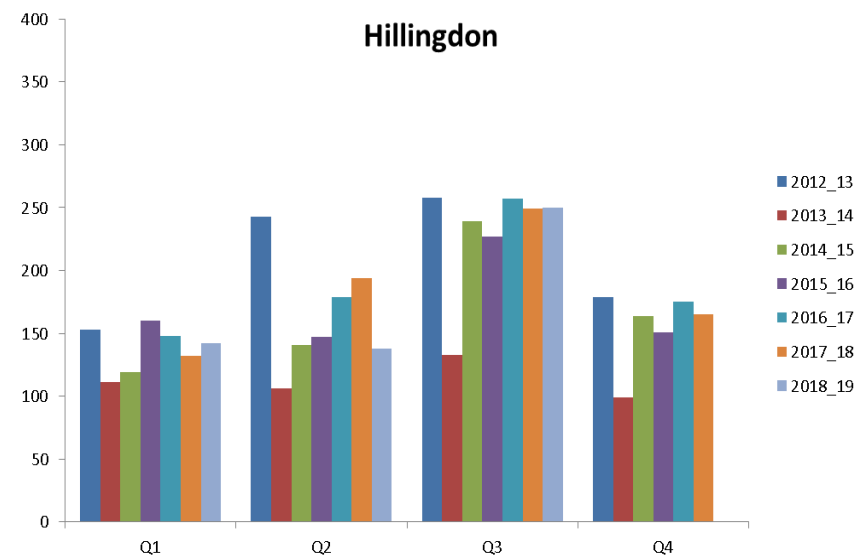
Attendance THH A+E by CCG



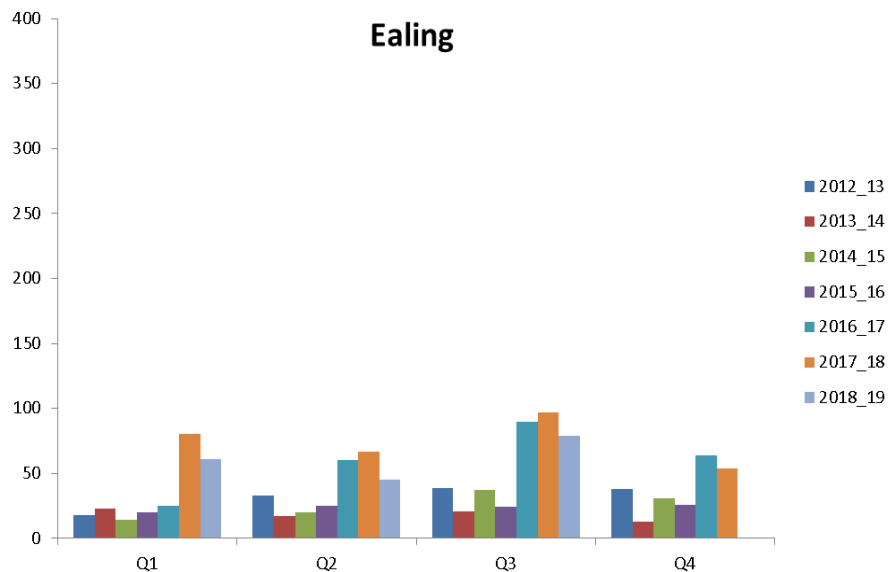
All CCGs



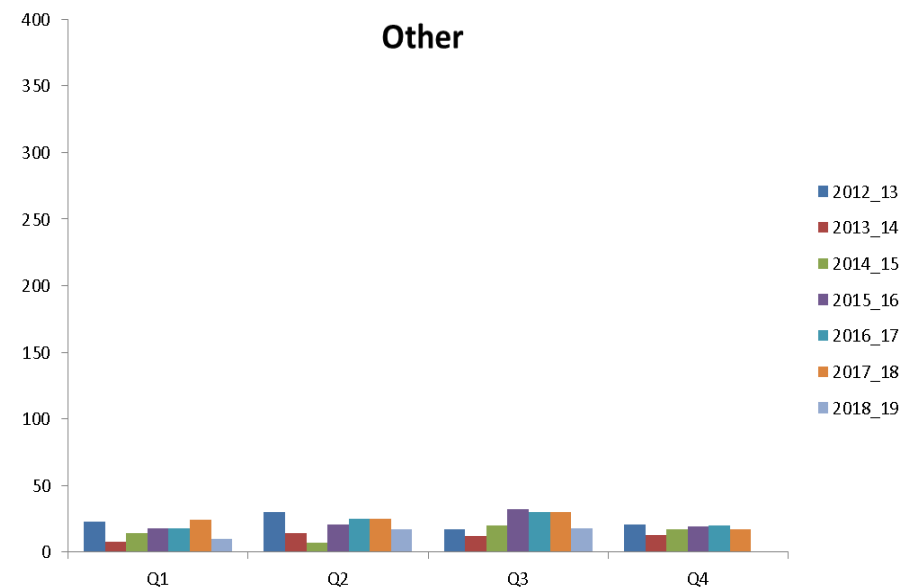
Hillingdon



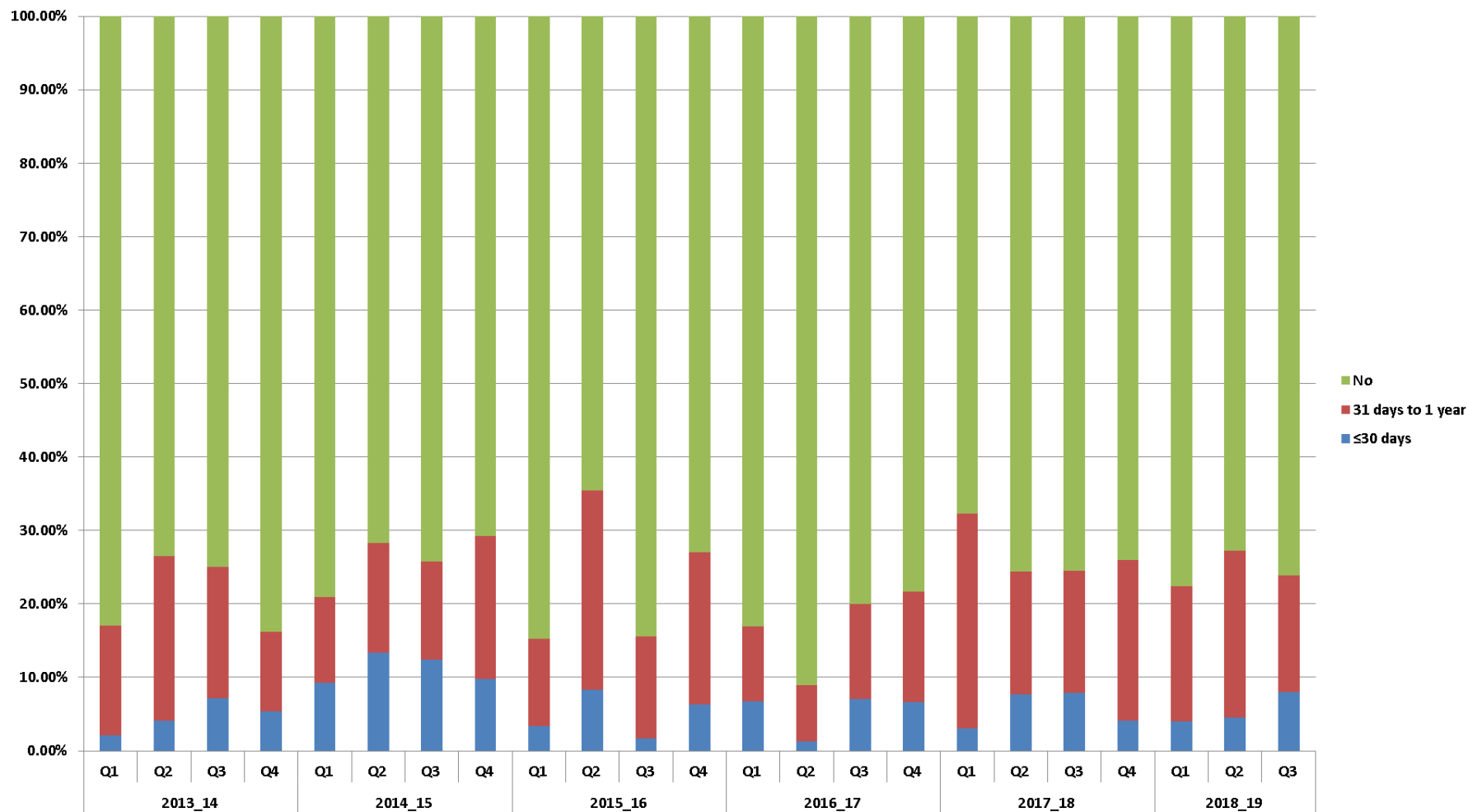
Ealing



Other



Readmission rate – all CCGs



NWL Respiratory nurse group

Break out session

Sharing good practice across
NWL

Niamh McLaughlin, GP

Mando Watson, Consultant
Paediatrician